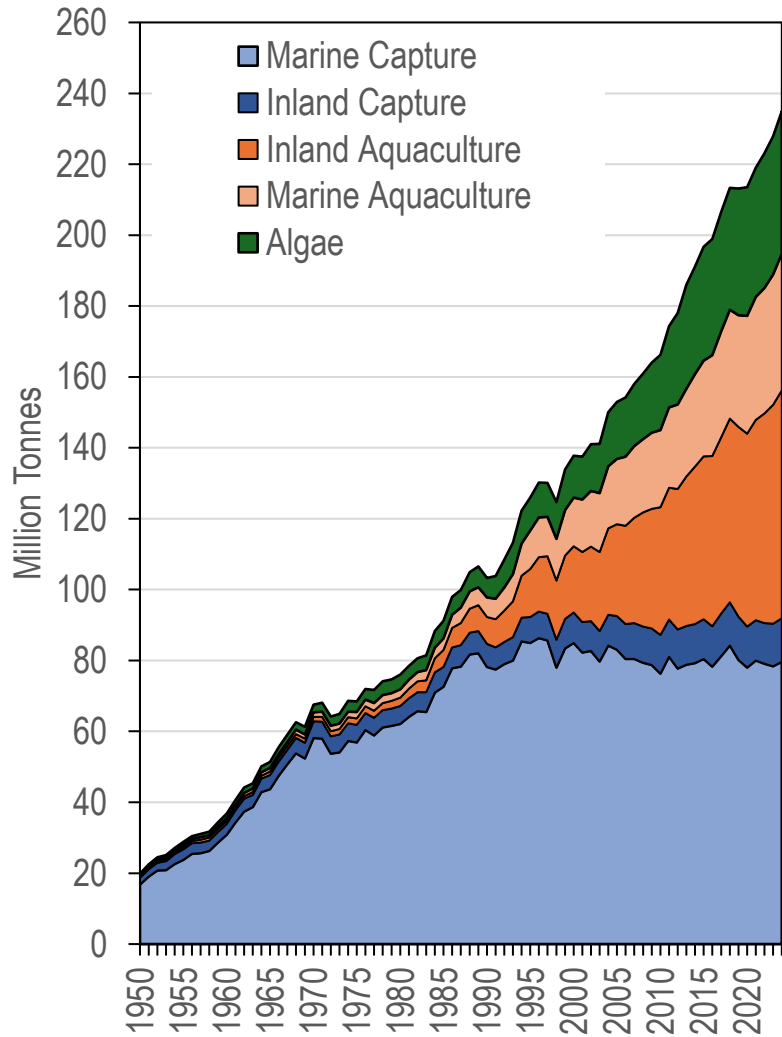


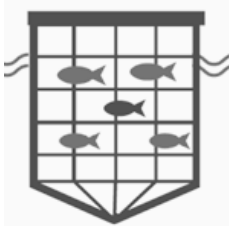
Views on global policy developments on aquaculture and on the markets of fishery and aquaculture products

An aerial photograph of a busy fishing harbor. Numerous fishing boats of various sizes are docked at a pier in the foreground. The water is calm, and the sky is overcast. In the background, more boats are visible in the harbor, and a large ship is on the horizon. The overall scene depicts a significant center of maritime activity.

Manuel Barange
FAO Assistant Director General and
Director FAO Fisheries and Aquaculture Division



Aquatic Animal Growth Rate



+4.9%APR
2000-2024

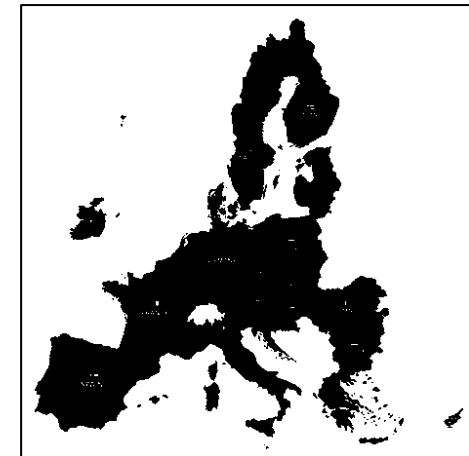


-0.1%APR
2000-2024



PUTTING THE EU(27) PRODUCTION IN CONTEXT

Production Growth (Aquatic Animals) 2000-2024 APR



Fisheries
Aquaculture

-0.1% (Global)
+5.0% (Global)

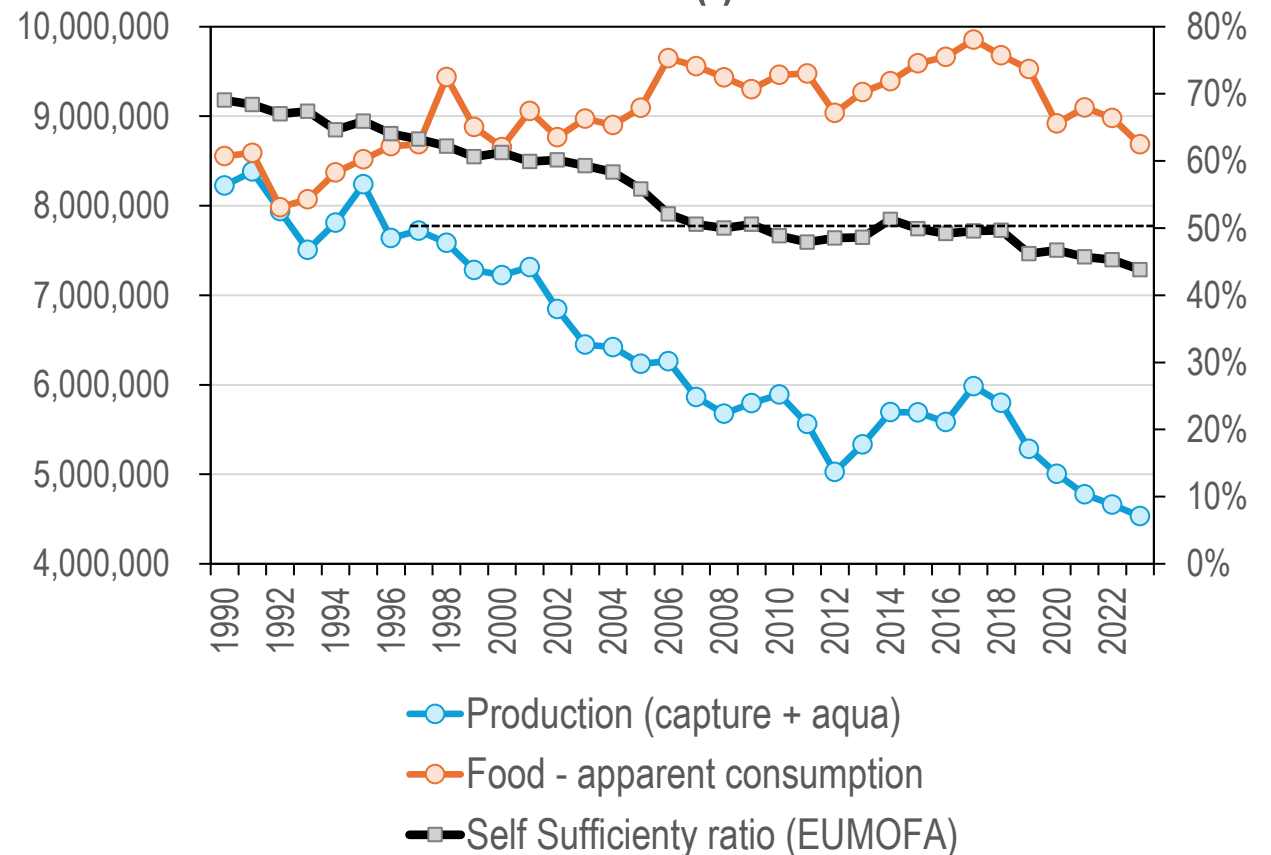
PUTTING THE EU(27) IN CONTEXT



34%
of global imports
largest single importing region

USD22 b
Trade deficit (2023)
growing at 4.8%/year since
2000

EU27 Aquatic Animal Production / Consumption (t)



-2.2% expected decline in per capita consumption in 2034 compared to 2022-24



Aquaculture – Driving global sectoral growth





AQUACULTURE DRIVING GROWTH

PRODUCTION (MT) AND GROWTH 2000-2024 (% APR)



103 Mt
4.9 % APR

770 Species farmed



5.0 Mt
5.4% APR



91.5 Mt
5.0% APR



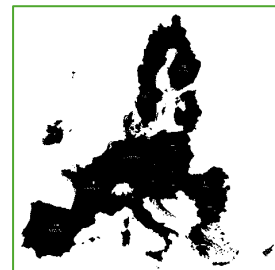
3.5 Mt
2.2% APR



2.4 Mt
7.8% APR



0.2 Mt
2.5% APR



1.0 Mt
-0.9% APR


AAC / MAC Issues

- ❖ Regulatory frameworks
- ❖ Spatial Planning
- ❖ Sustainability narratives
- ❖ Environmental impacts
- ❖ Consumer awareness



AQUACULTURE DEVELOPMENTS

FAO ENGAGEMENT



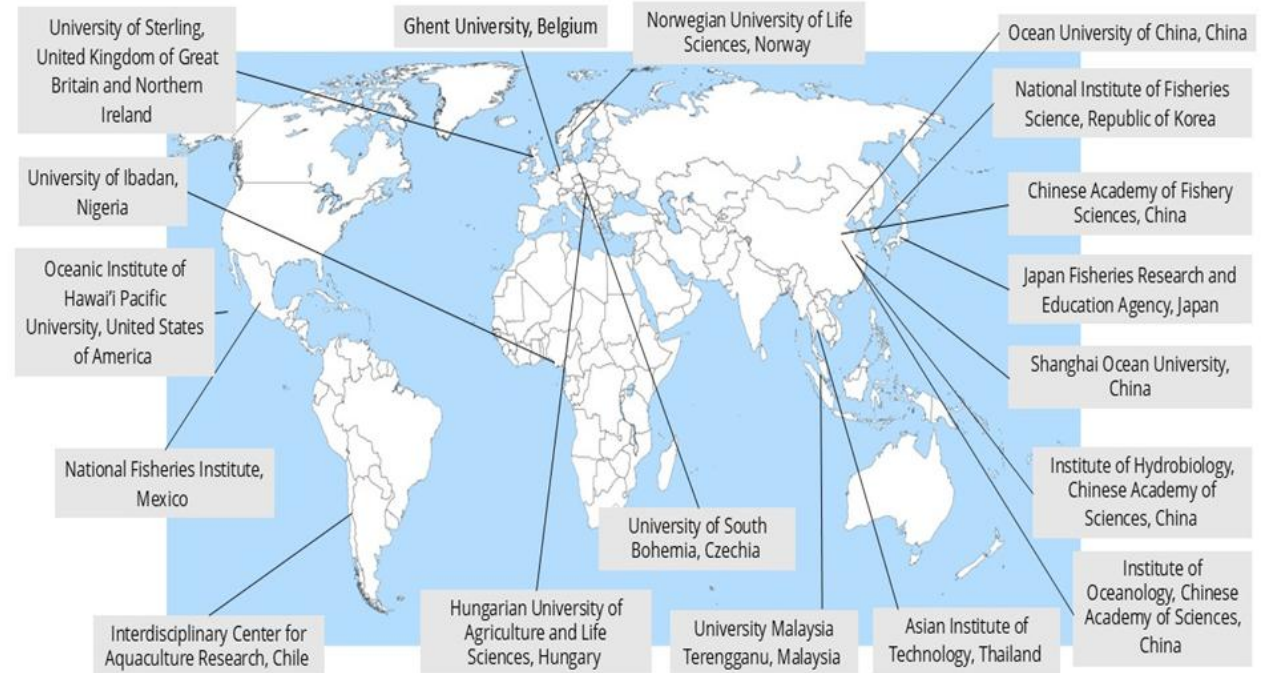
- Adopted by COFI 36 in July 2024
- First international instrument dedicated entirely to sustainable aquaculture
- Sets principles of...
 - ✓ Environmental sustainability
 - ✓ Social responsibility & equity
 - ✓ Economic viability & inclusiveness
 - ✓ Consultation & participation
 - ✓ Good governance, transparency & accountability
 - ✓ Innovation & resilience



FAO ENGAGEMENT



GSAAP Technical Group: Founding Members



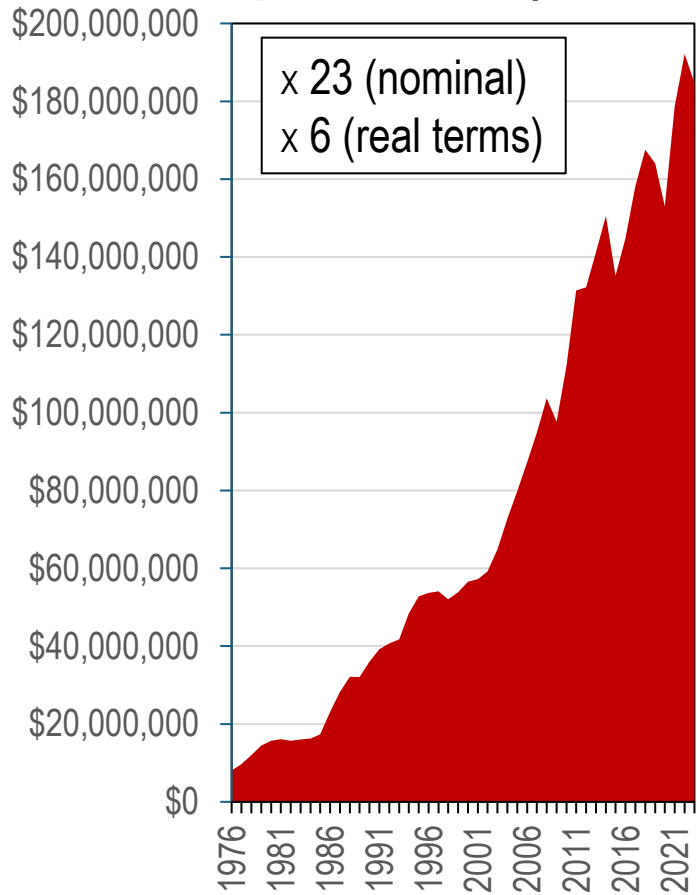


MARKET DEVELOPMENTS



SECTOR INCREASINGLY IMPORTANT IN CONTRIBUTING TO LOCAL ECONOMIES

Export Value (Global)



Similar to value of terrestrial meats trade



EU IS A MARKET SHAPER

34%
of global imports
largest single importing region

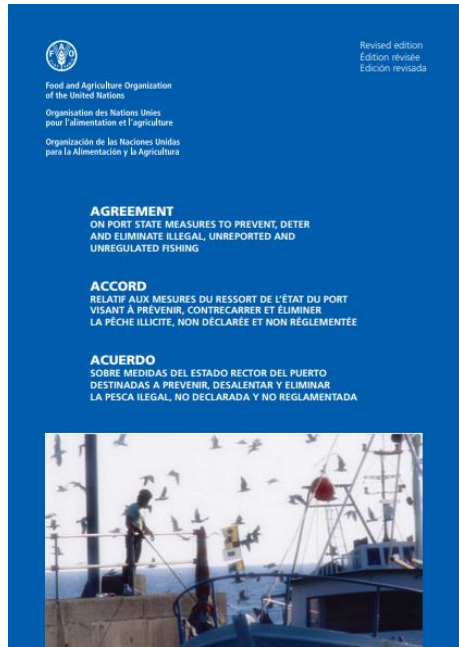
1/5
of global market
When removing intra-EU trade

USD22 b
Trade deficit (2023)
growing at 4.8%/year since 2000







FAO ENGAGEMENT



2016



2017



2023




FAO – EU COLLABORATIONS

EU-FUNDED FISH4ACP/ NAVAC VALUE CHAINS APPROACH



BLUE PORTS INITIATIVE GLOBAL GATEWAY CORRIDORS?



A DEVELOPMENT PACKAGE:

- PORT REHABILITATION
- COLD CHAIN DEVELOPMENT
- FOOD SAFETY
- DIGITIZATION
- TRAINING
- SERVICES
- ECONOMIC DEVELOPMENT

AfDB SAO TOME AND PRINCIPE
FAO INDIA, ARGENTINA TCP



FAO ENGAGEMENT



WTO Agreement on Fisheries Subsidies

Applies to marine capture fisheries. Addresses only the sustainability aspects of fisheries subsidies (IUU, Overfished Stocks and Unregulated areas of the high seas)

- FAO granted **permanent observer status WTO Committee** on Fisheries Subsidies
- Core partner of the **WTO Fish Fund**
- **Technical support** to developing countries for the implementation of the Agreement
- Advisory support to countries for **Fish Fund proposals**
- FAO as implementing agency of approved **Fish Fund grants**



A vision of Blue Transformation



Food and Agriculture Organization
of the United Nations

**Thank you
For your attention**

Manuel.barange@fao.org



2026

Launch:
16 June 2026
Mombasa, Kenya