



Market Advisory Council

Financial Update
ExCom,
Sept 2023

Realised Operating Expenses - Oct 22- Sept 23

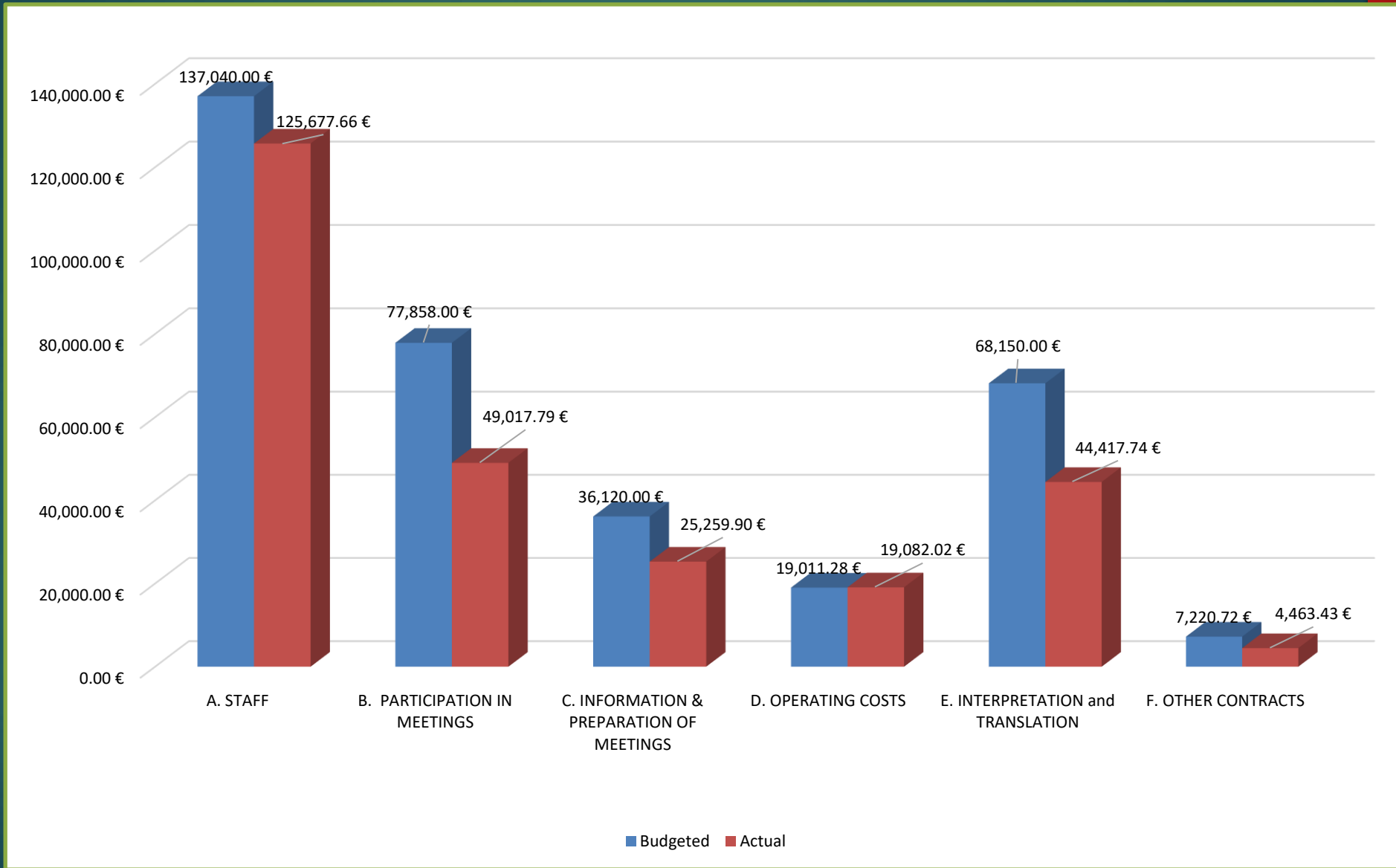
	Budgeted	Actual
A. STAFF	137.040,00 €	125.677,66 €
B. PARTICIPATION IN MEETINGS	77.858,00 €	49.017,79 €
C. INFORMATION & PREPARATION OF MEETINGS	36.120,00 €	25.259,90 €
D. OPERATING COSTS	19.011,28 €	19.082,02 €
E. INTERPRETATION and TRANSLATION	68.150,00 €	44.417,74 €
F. OTHER CONTRACTS	7.220,72 €	4.463,43 €
Total	345.400,00 €	267.918,54 €

Detailed Realised Operating Expenditure – YR7

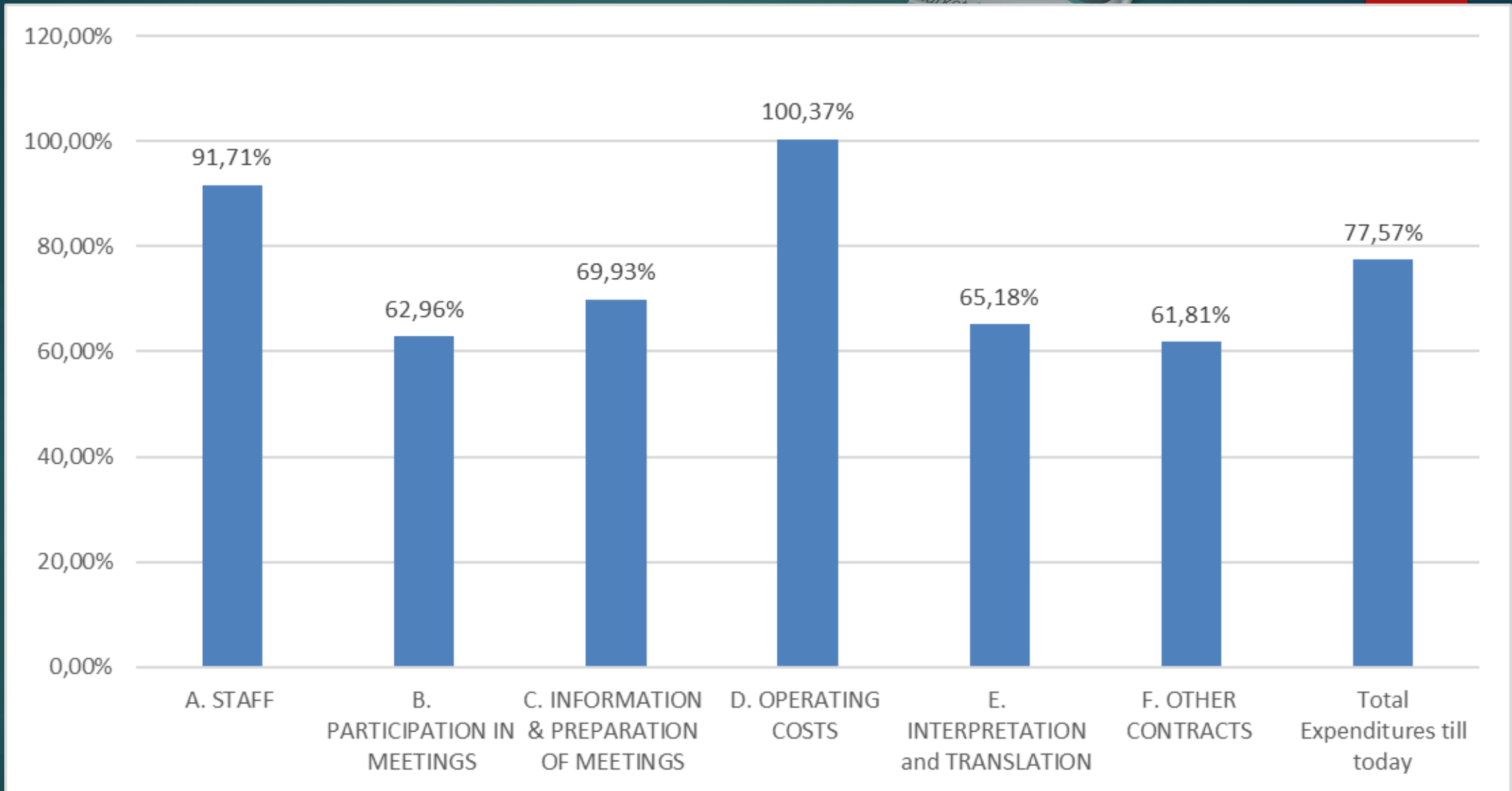


Column1	Total Budget	Actual	Remaining
A1.1. Salaries (including salary related charges)	137.040,00 €	125.590,86 €	11.449,14 €
A1.2. Staff expenses (to specify if any)	0,00 €	86,80 €	-86,80 €
B1.1. Travel costs AC members	36.200,00 €	16.811,09 €	19.388,91 €
B1.2. Subsistence costs AC members	38.304,00 €	21.616,74 €	16.687,26 €
B1.3. Travel costs Staff	1.050,00 €	2.968,80 €	-1.918,80 €
B1.4. Subsistence costs staff	2.304,00 €	5.347,94 €	-3.043,94 €
B1.5. Travel costs scientific Experts	0,00 €	1.163,77 €	-1.163,77 €
B1.6. Subsistence costs scientific Experts	0,00 €	1.103,02 €	-1.103,02 €
B1.7. Other costs (to specify if any)	0,00 €	6,43 €	-6,43 €
C1.1. Rental costs (rooms, equipment)	17.000,00 €	8.800,05 €	8.199,95 €
C1.2. Meetings expenses (coffee, lunch...)	19.000,00 €	15.165,22 €	3.834,78 €
C2.1. Publication costs	0,00 €	216,59 €	-216,59 €
C2.2. Dissemination costs	120,00 €	1.078,04 €	-958,04 €
D1. Rental of office space	8.712,00 €	7.986,00 €	726,00 €
D2.1. Data processing equipment	2.183,08 €	4.349,42 €	-2.166,34 €
D2.2. Software	0,00 €	23,96 €	-23,96 €
D2.3. Hardware maintenance	0,00 €	0,00 €	0,00 €
D3.1. Office equipment	1.742,40 €	1.597,20 €	145,20 €
D3.2. Phone/fax/internet	2.323,20 €	2.129,60 €	193,60 €
D3.3. Supplies/consumables	1.452,00 €	1.331,00 €	121,00 €
D3.4. Mail	1.200,00 €	310,22 €	889,78 €
D3.5. Other costs (Bank charges, Insurance...)	1.398,60 €	1.354,62 €	43,98 €
E1.1. Interpreters	42.750,00 €	26.551,43 €	16.198,57 €
E1.2. Travel and subsistence	0,00 €	0,00 €	0,00 €
E1.3. Technician	0,00 €	901,47 €	-901,47 €
E1.4. Equipment	0,00 €	750,20 €	-750,20 €
E1.5. Other (please specify)	0,00 €	0,00 €	0,00 €
E2. Translation	25.400,00 €	16.214,64 €	9.185,36 €
F1. Rapporteur	0,00 €	0,00 €	0,00 €
F.2. Chair (GA and ExCom)	0,00 €	0,00 €	0,00 €
F.3. Chair (Working Groups)	0,00 €	0,00 €	0,00 €
F.4. Audit	3.500,00 €	0,00 €	3.500,00 €
F.5. Scientific consultants	0,00 €	0,00 €	0,00 €
F.6. Other (Accountability services)	3.720,72 €	4.463,43 €	-742,71 €
G. 5% Reserve if the Direct Eligible Costs For Unforeseen Items.	0,00 €	0,00 €	0,00 €
Totals	345.400,00 €	267.918,54 €	77.481,46 €

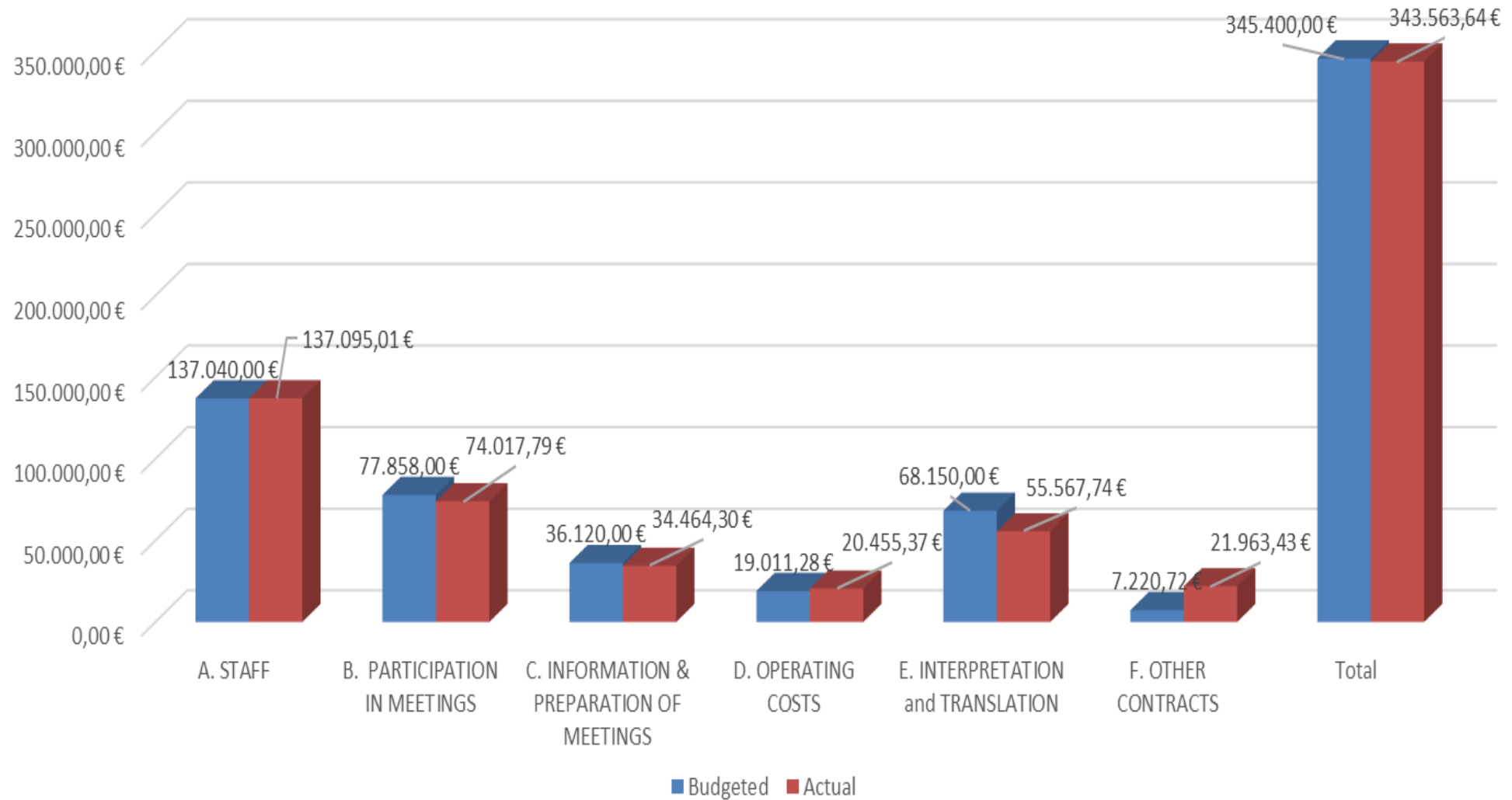
Budgeted vs Actual Expenditure – YR7-20th Sept 2023



Usage per Budget Line – YR7 on 20th Sept 2023

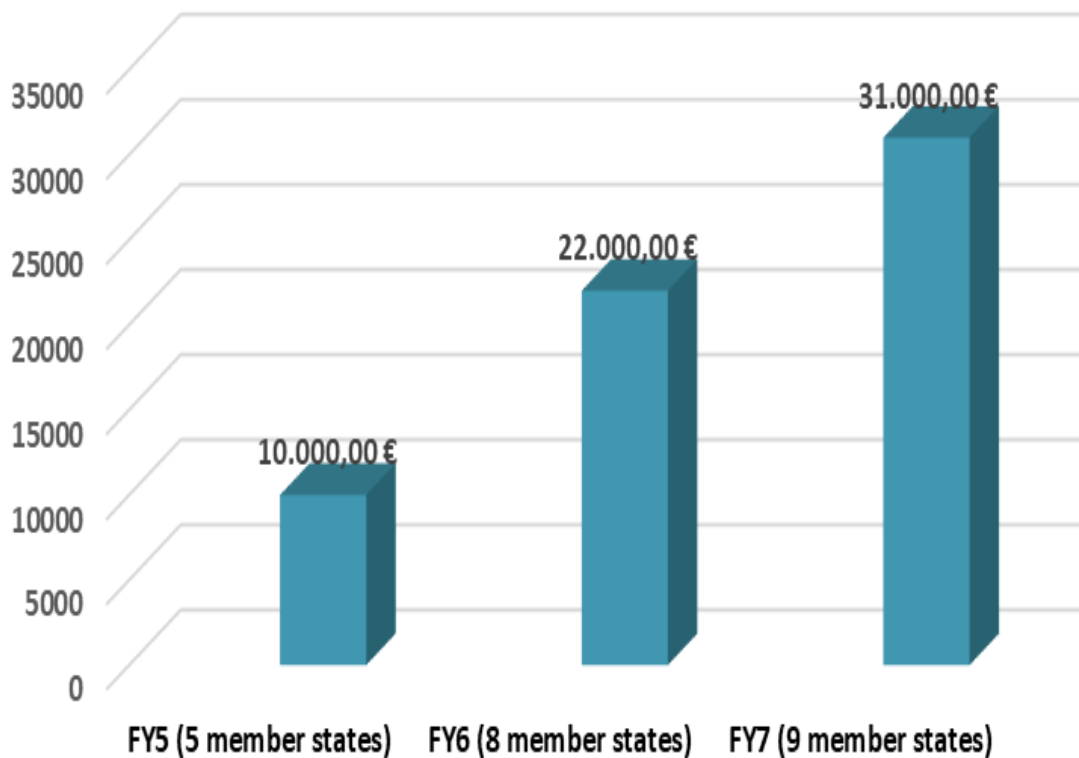


Budgeted vs Expected Expenditure YR7-End of Sept 23



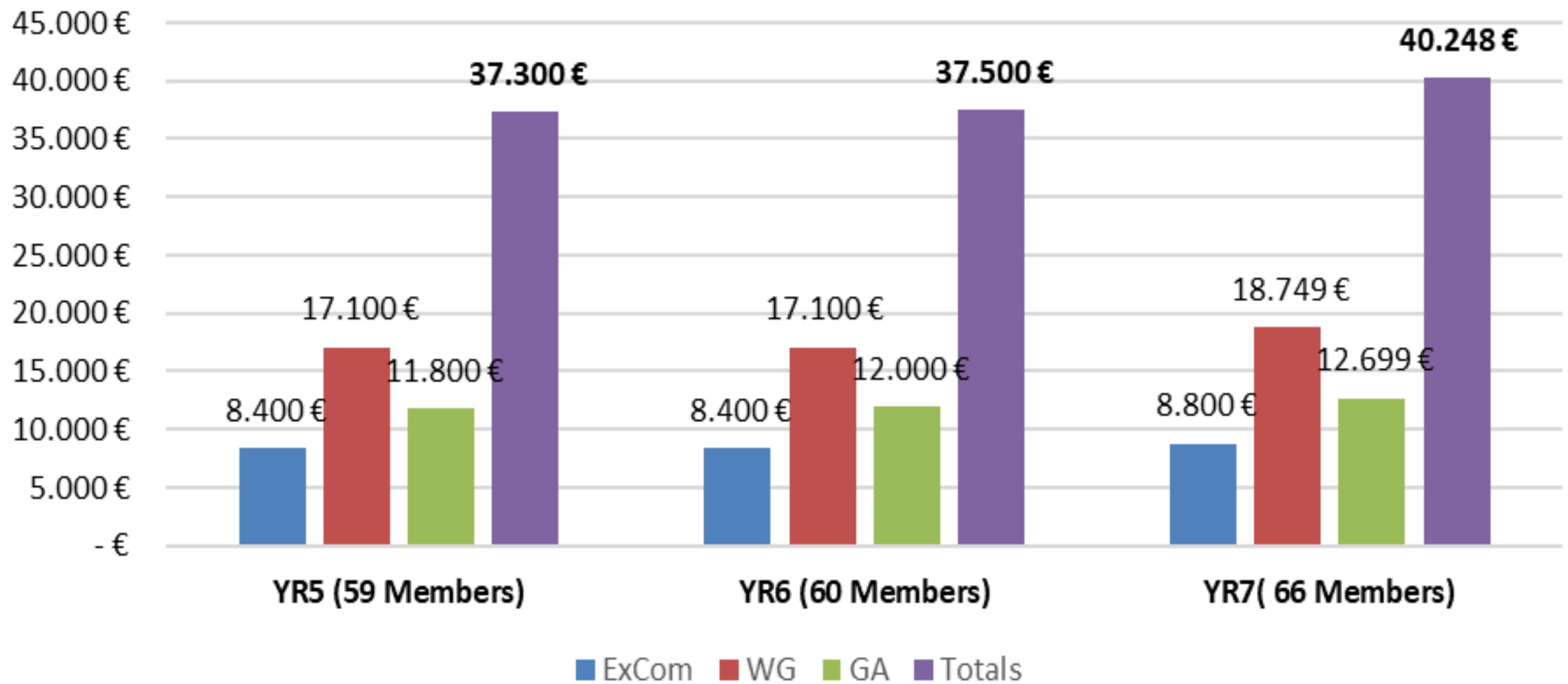
Income from Member States and Members(in EURO)

Income from Member States



Member States	FY5	FY6	FY7
Spain	2.000	2.000	8.000
Germany	2.000	2.000	2.000
Slovenia	2.000	2.000	3.000
Ireland	0	8.000	3.000
Croatia	2.000	2.000	3.000
Italy	0	2.000	3.000
Finland	0	0	3.000
Poland	2.000	2.000	3.000
France	0	2.000	3.000
Total	10.000	22.000	31.000

Income from Members





Thank you!

www.marketac.eu

finances@marketac.eu

+32 2 230 30 70