



FAME Support Unit

Monitoring and Evaluation under the EMFF

EMFF implementation report 2019

Angelos Sanopoulos, Raimonds Vesers

**Market Advisory Council WG1 meeting
31 May 2021, Online**

EMFF reporting (Infosys) , status quo

Before we talk about 2019 implementation report, a bit of an update on the current state of progress in 2021...

Overall smooth submission process – National Managing Authorities adapted well to COVID 19 impact;

EMFF Implementation report light, based on Infosys 2020 expected in July/August 2021

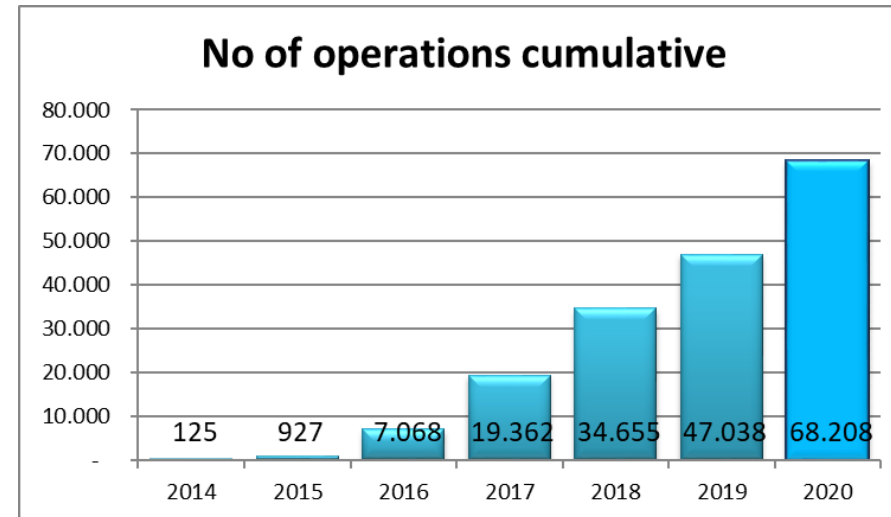
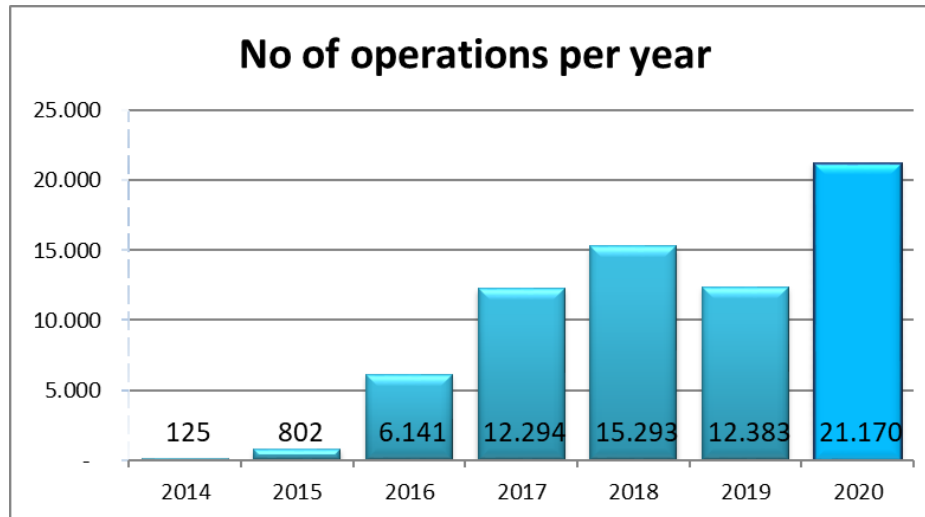
EMFF Implementation report full including "AIR data" expected in September/October 2021

***And now for some indicative numbers for
Infosys 2020 (not yet published)...***



Number of operations through 2020

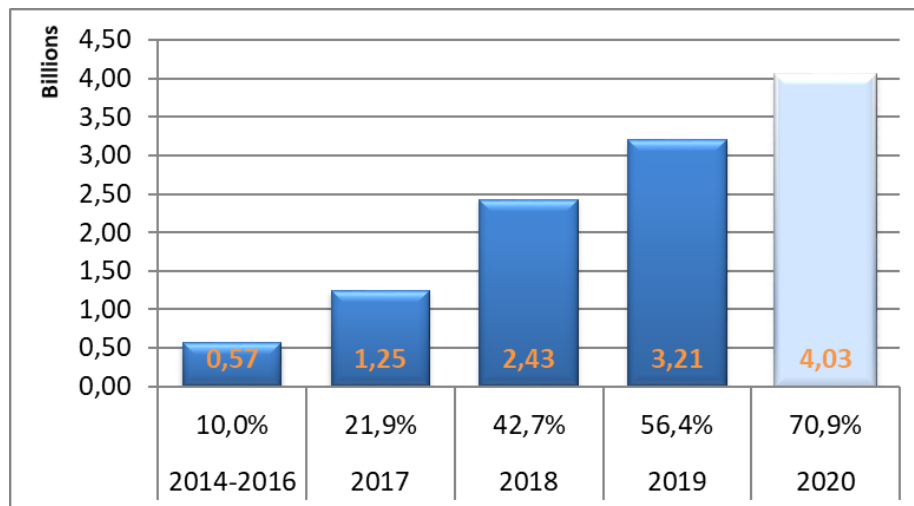
The total number of operations reached 68 000



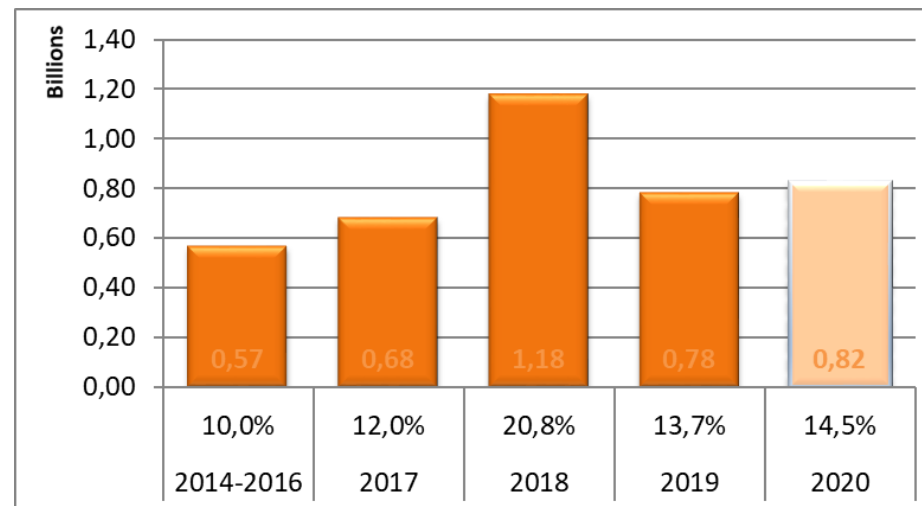
EMFF implementation 2020 – commitments

EUR 4.03 billion or 70.9% of total allocation

Cumulative



Per year

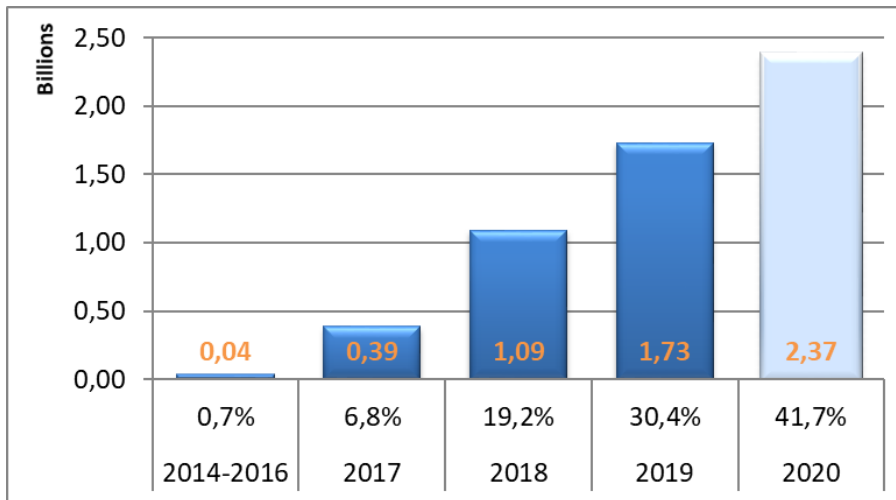


EMFF commitments as percentage of total EMFF allocation – EUR 5.69 billion

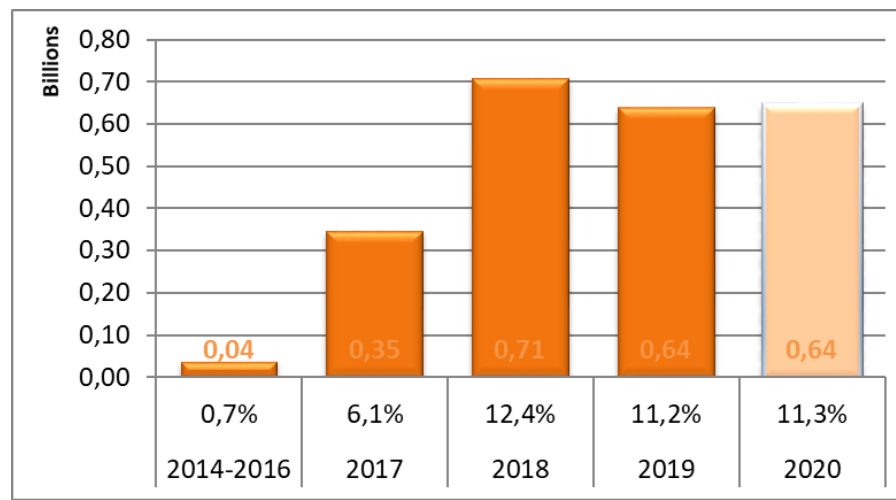
EMFF implementation 2020 – spent

EUR 2.37 billion or 41.7% of total allocation

Cumulative



Per year



EMFF spent as percentage of total EMFF allocation – EUR 5.69 billion

Implementation Report 2019

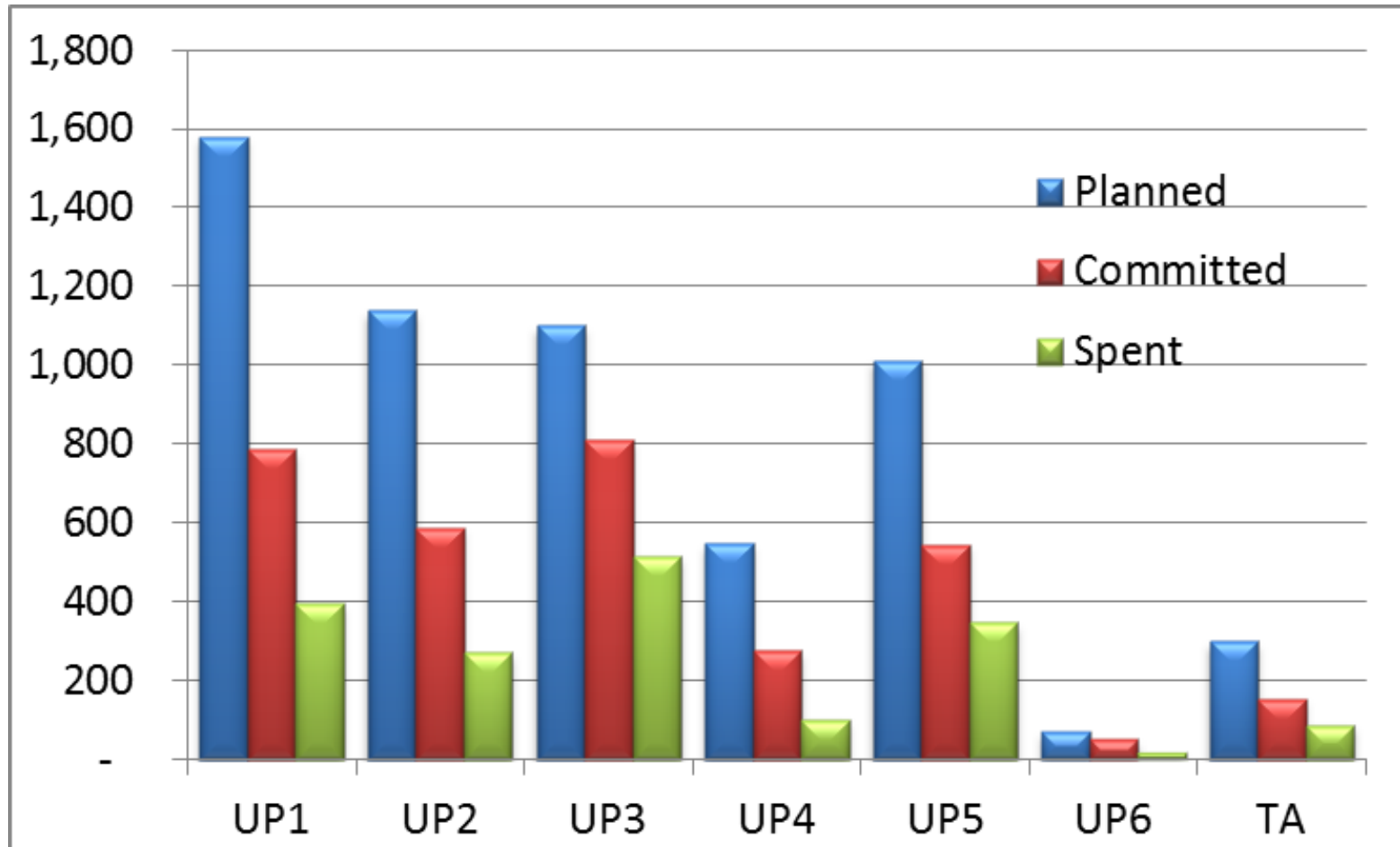
*Highlights the **most important achievements of the EMFF implementation** and **demonstrates its impact on related policy objectives** and specific topics*

*Based on the Infosys data **submitted by the Member States in 2020**, reflecting the state of implementation at the **end of 2019**;*

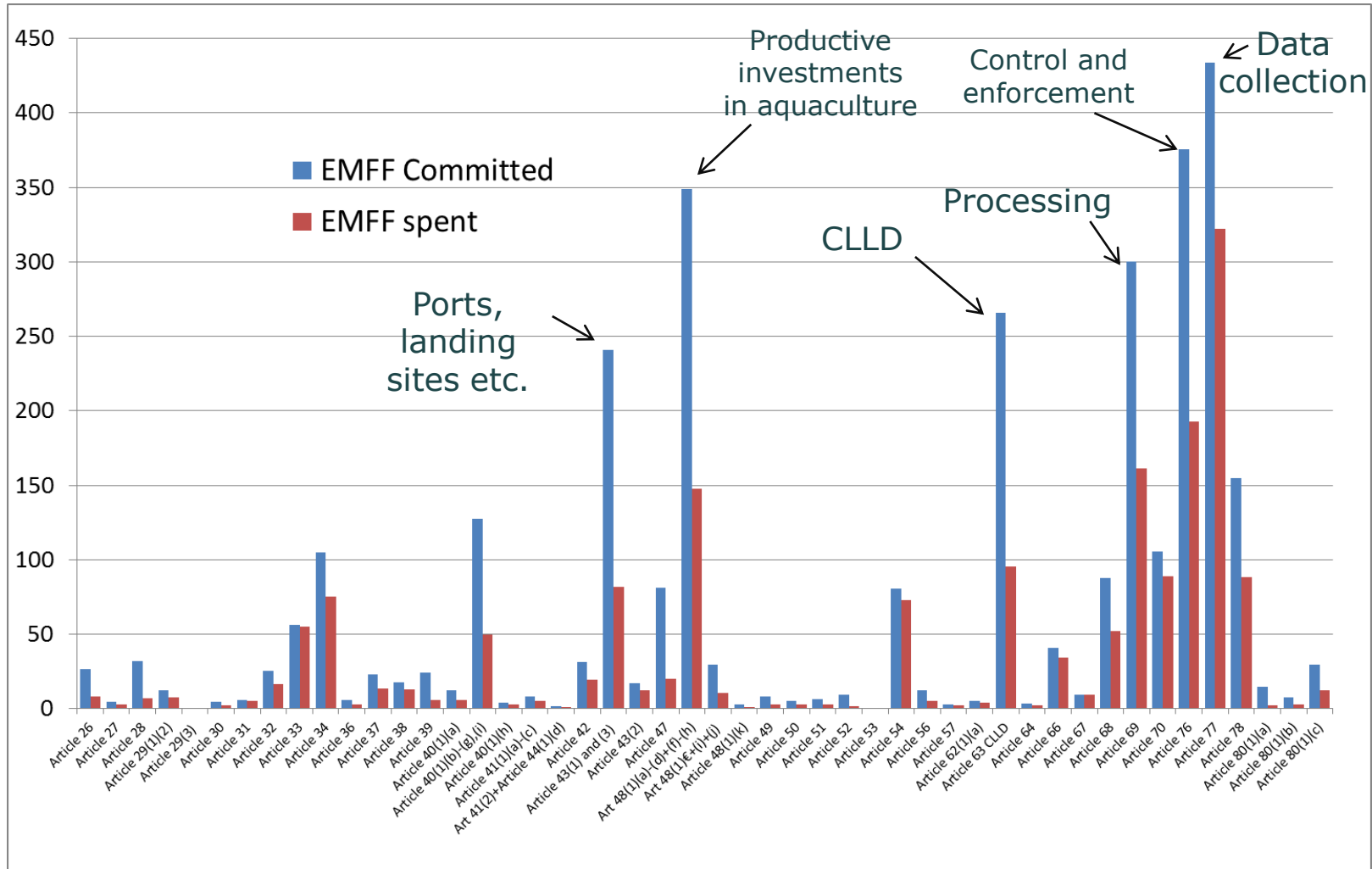
More attention paid to SSCF than in previous years;

Addresses a series of topics agreed upon in previous years

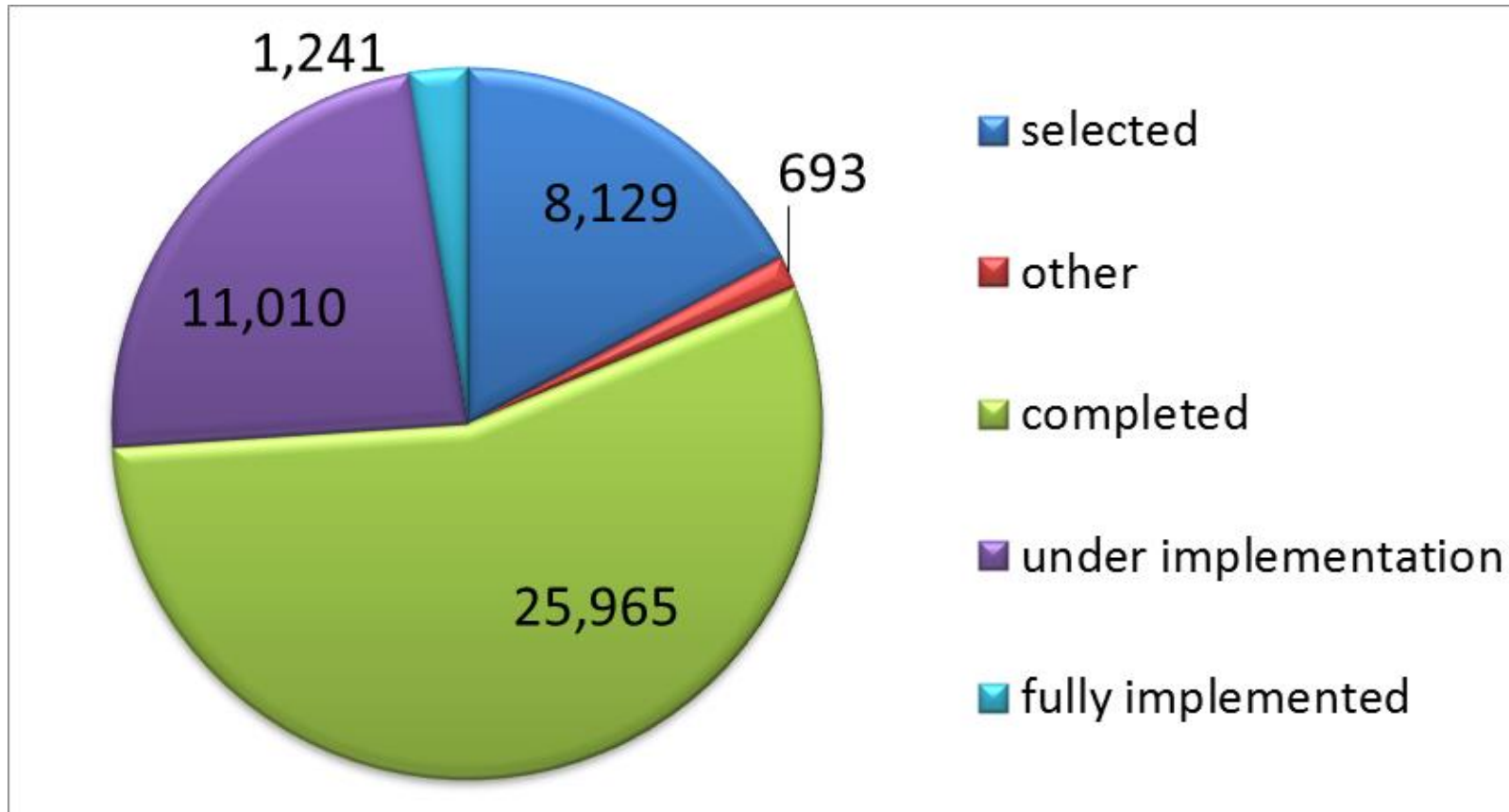
Financial implementation 2019 (EUR million)



Financial implementation 2019 per EMFF Article



State of progress of operations by 2019



Topics covered in Implementation Report 2019

- *Absorption*
- *EMFF contribution to policy objectives*
- *EMFF contribution to specific topics (small-scale coastal fisheries (SSCFs), outermost regions, innovation, the landing obligation, energy efficiency, and climate change, biodiversity, Natura 2000)*
- *EMFF implementation per measure*
- *Reporting of Result Indicators*

Implementation of specific topics:

Support to Fishing Fleet

- *Member States committed EUR 280.6 million to operations linked to vessels (8.8% of total EMFF funding committed)*
- *Total of 9 874 unique vessels supported (14.6% of the total active fleet)*
- *Average EMFF contribution per vessel was EUR 28 400*

Small Scale Coastal Fisheries (SSCF)

- *EUR 63 million linked to SSCF vessels (31% of funding committed to vessels)*
- *EMFF has supported a total of 4 547 SSCF vessels (avg. 17 800 per vessel)*

Implementation of specific topics:

Landing Obligation

- *EUR 116.7 committed to support the Landing Obligation*

Innovation

- *EUR 164.1 million committed to support innovation.*
- *Nearly half of funding committed to innovation related to aquaculture*

Natura 2000

- *EUR 336 million committed to measures directly or potentially supporting the Natura 2000 network*

Implementation of specific topics:

Biodiversity

- *EUR 1.4 billion committed to protection and restoration of biodiversity and ecosystems.*

Climate change

- *EMFF contribution to climate change objectives was EUR 599 million, or 18.3% of the total EMFF funding committed to date.*

Outermost regions

- *Spain, France and Portugal committed EUR 131 million to support the economic viability of operations in the outermost regions*

Thank you!



FAME@fame-emff.eu